

## Month End Price Report on Cotton Yarn(Hank)

Financial Year-wise

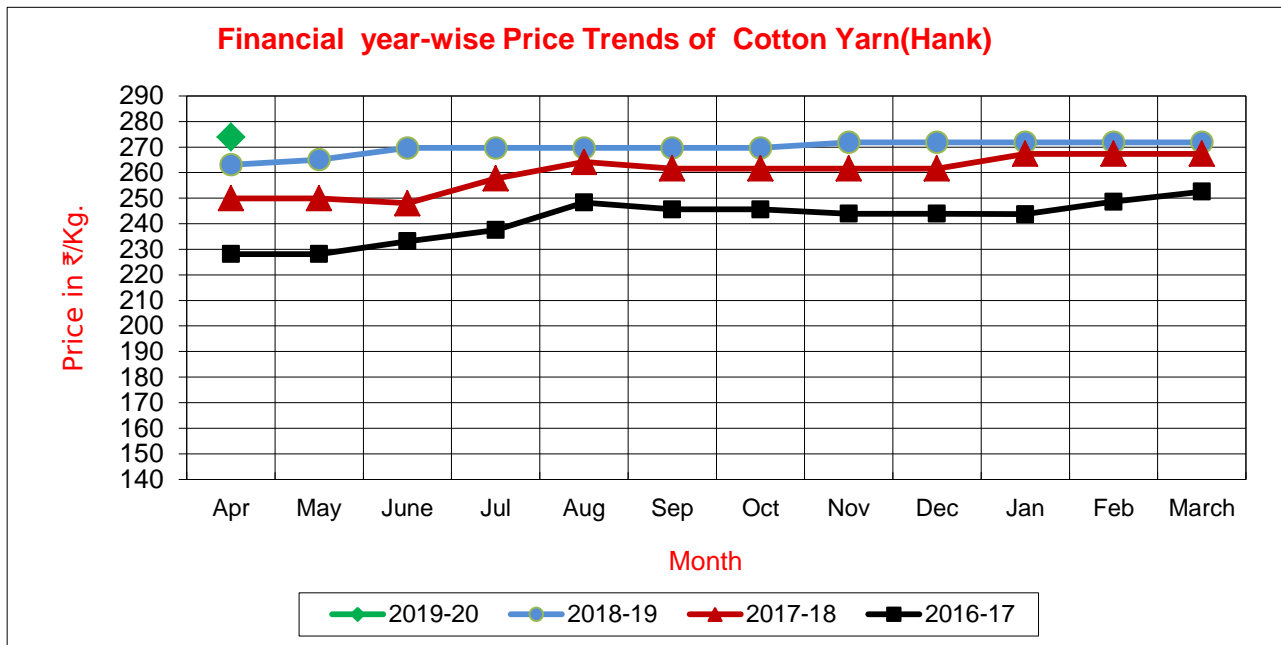
Values are in ₹/Kg.

As on :26/04/2019

| Item    | Apr     | May    | June   | Jul    | Aug    | Sep    | Oct    | Nov    | Dec    | Jan    | Feb    | March  |
|---------|---------|--------|--------|--------|--------|--------|--------|--------|--------|--------|--------|--------|
|         | Wt.Avg. |        |        |        |        |        |        |        |        |        |        |        |
| 2019-20 | 273.86  |        |        |        |        |        |        |        |        |        |        |        |
| PV(M)   | 1       |        |        |        |        |        |        |        |        |        |        |        |
| PV(Y)   | 4       |        |        |        |        |        |        |        |        |        |        |        |
| 2018-19 | 263.07  | 265.07 | 269.65 | 269.65 | 269.65 | 269.65 | 269.65 | 271.86 | 271.86 | 271.86 | 271.86 | 271.86 |
| PV(M)   | -2      | 1      | 2      | Nil    | Nil    | Nil    | Nil    | 1      | Nil    | Nil    | Nil    | Nil    |
| PV(Y)   | 5       | 6      | 9      | 5      | 2      | 3      | 3      | 4      | 4      | 2      | 2      | 2      |
| 2017-18 | 249.97  | 249.97 | 247.97 | 257.69 | 264.18 | 261.6  | 261.6  | 261.6  | 261.6  | 267.36 | 267.36 | 267.36 |
| PV(M)   | -1      | Nil    | -1     | 4      | 3      | -1     | Nil    | Nil    | Nil    | 2      | Nil    | Nil    |
| PV(Y)   | 10      | 10     | 6      | 8      | 6      | 7      | 7      | 7      | 7      | 10     | 8      | 6      |
| 2016-17 | 228.13  | 228.13 | 233.15 | 237.57 | 248.28 | 245.63 | 245.63 | 243.92 | 243.92 | 243.74 | 248.60 | 252.60 |

PV(M) : % Variation w.r.t. previous month. PV(Y) : % Variation w.r.t. same month of the previous year.

N.A : Not Available



## Month End Price Report on Cotton Yam(Cones)

Financial Year-wise

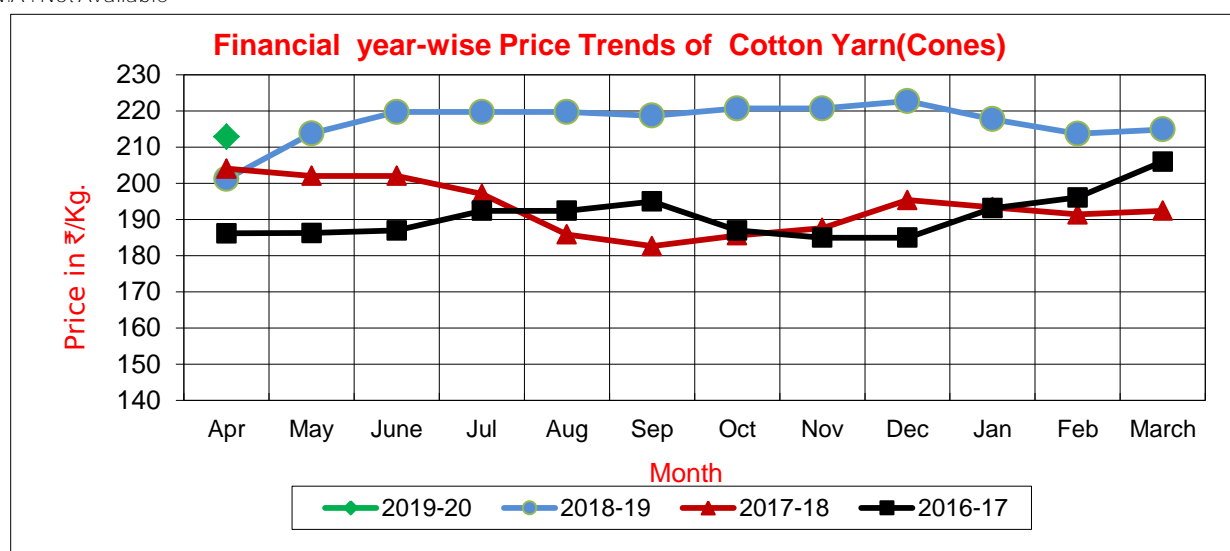
Values are in ₹/Kg.

As on :26/04/2019

| Item    | Apr            | May    | June   | Jul    | Aug    | Sep    | Oct    | Nov    | Dec    | Jan    | Feb    | March  |
|---------|----------------|--------|--------|--------|--------|--------|--------|--------|--------|--------|--------|--------|
|         | <b>Wt.Avg.</b> |        |        |        |        |        |        |        |        |        |        |        |
| 2019-20 | 212.85         |        |        |        |        |        |        |        |        |        |        |        |
| PV(M)   | -1             |        |        |        |        |        |        |        |        |        |        |        |
| PV(Y)   | 6              |        |        |        |        |        |        |        |        |        |        |        |
| 2018-19 | 201.14         | 213.75 | 219.68 | 219.68 | 219.68 | 218.68 | 220.68 | 220.68 | 222.68 | 217.68 | 213.68 | 214.85 |
| PV(M)   | 5              | 6      | 3      | Nil    | Nil    | Nil    | 1      | Nil    | 1      | -2     | -2     | 1      |
| PV(Y)   | -1             | 6      | 9      | 11     | 18     | 20     | 19     | 18     | 14     | 13     | 12     | 12     |
| 2017-18 | 204.03         | 202.03 | 202.03 | 197.03 | 185.82 | 182.59 | 185.59 | 187.59 | 195.37 | 193.37 | 191.37 | 192.37 |
| PV(M)   | -1             | -1     | Nil    | -2     | -6     | -2     | 2      | 1      | 4      | -1     | -1     | 1      |
| PV(Y)   | 10             | 8      | 8      | 2      | -3     | -6     | -1     | 1      | 6      | Nil    | -2     | -7     |
| 2016-17 | 186.15         | 186.23 | 186.93 | 192.38 | 192.38 | 194.96 | 186.96 | 184.96 | 184.96 | 193.08 | 196.08 | 205.95 |

PV(M) : % Variation w.r.t. previous month. PV(Y) : % Variation w.r.t. same month of the previous year.

N.A : Not Available



## Month End Price Report on Cotton Yarn(Hoisiery)

Financial Year-wise

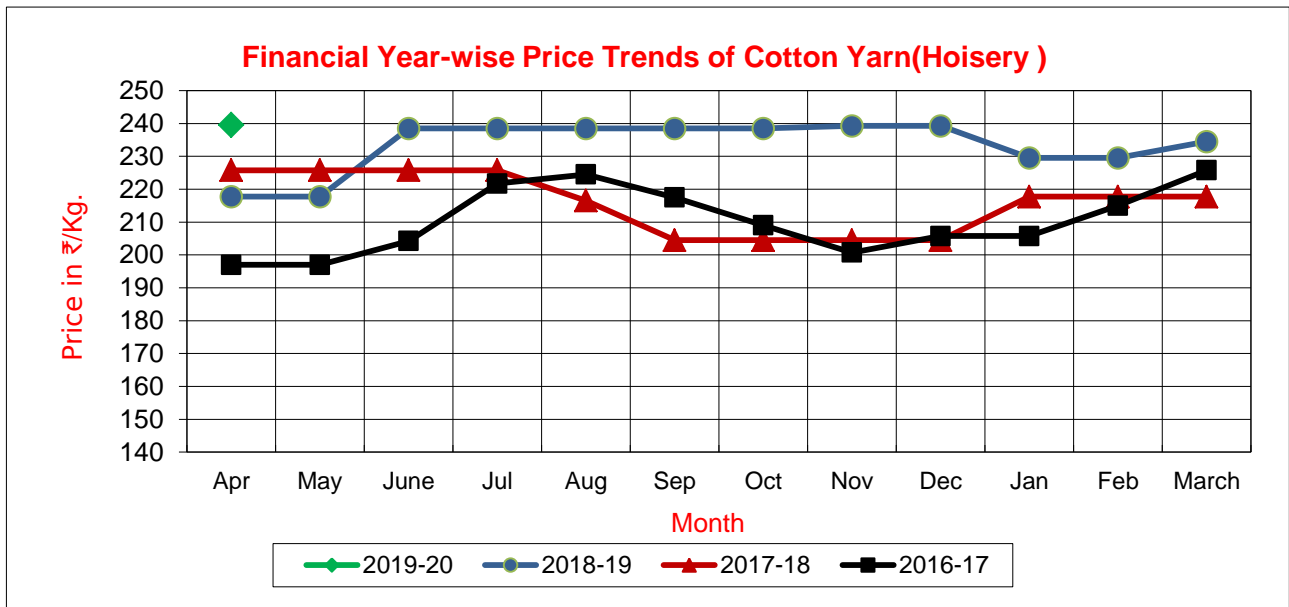
Values are in ₹/Kg.

As on :26/04/2019

| Item    | Apr         | May    | June   | Jul    | Aug    | Sep    | Oct    | Nov    | Dec    | Jan    | Feb    | March  |
|---------|-------------|--------|--------|--------|--------|--------|--------|--------|--------|--------|--------|--------|
|         | <b>Avg.</b> |        |        |        |        |        |        |        |        |        |        |        |
| 2019-20 | 239.50      |        |        |        |        |        |        |        |        |        |        |        |
| PV(M)   | 2           |        |        |        |        |        |        |        |        |        |        |        |
| PV(Y)   | 10          |        |        |        |        |        |        |        |        |        |        |        |
| 2018-19 | 217.75      | 217.75 | 238.50 | 238.50 | 238.50 | 238.50 | 238.50 | 239.25 | 239.25 | 229.50 | 229.50 | 234.50 |
| PV(M)   | Nil         | Nil    | 10     | Nil    | Nil    | Nil    | Nil    | Nil    | Nil    | -4     | Nil    | 2      |
| PV(Y)   | -4          | -4     | 6      | 6      | 10     | 17     | 17     | 17     | 17     | 5      | 5      | 8      |
| 2017-18 | 225.75      | 225.75 | 225.75 | 225.75 | 216.50 | 204.50 | 204.50 | 204.50 | 204.50 | 217.75 | 217.75 | 217.75 |
| PV(M)   | Nil         | Nil    | Nil    | Nil    | -4     | -6     | Nil    | Nil    | Nil    | 6      | Nil    | Nil    |
| PV(Y)   | 15          | 15     | 11     | 2      | -4     | -6     | -2     | 2      | -1     | 6      | 1      | -4     |
| 2016-17 | 197.00      | 197.00 | 204.25 | 221.75 | 224.50 | 217.50 | 209.00 | 200.75 | 205.75 | 205.75 | 215.00 | 225.75 |

PV(M) : % Variation w.r.t. previous month. PV(Y) : % Variation w.r.t. same month of the previous year.

N.A : Not Available



Data Source: O/o Textile Commissioner

Data Compiled By: NIC-Textiles